

























# Norwood Scale

500 fu's or less	Class 1			Class 4			1,500-2,000 fu's
500 fu's	Class 2			Class 4A			2,000 fu's
600-800 fu's	Class 2a			Class 5			2,500 fu's-2 procedures
800- 1,000 fu's	Class 3			Class 5A			3,000 fu's-2 procedures
1,000 fu's	Class 3a			Class 6			5,000 fu's-3 procedures
1,500 fu's	Class 3 vertex			Class 7			6,000 fu's-3 procedures

This scale is subject to the patient's density count. Any patient who has less than 70-80 hairs per centimeter squared (can see their scalp thru the hair) will not be able to support large cases, vs. someone with 200-300 hairs per cm<sup>2</sup> who will be able to support multiple cases.

# THE LUDWIG SCALE

FOR WOMENS HAIR LOSS

I-1



I-2



I-3



I-4



II-1



II-2



III



Advanced



Frontal



I-1=500fu's  
 I-2=600fu's  
 I-3=700fu's  
 I-4=800fu's  
 II-1=1,000fu's  
 II-2=1,500fu's  
 III=2,000fu's  
 Advanced=2,500 or more fu's  
 Frontal=1,200-1,700fu's