



# S H E M E R

a r t c e n t e r



---

## 2 0 1 3 F A L L C O U R S E C A T A L O G

---

602.262.4727 | 5005 E Camelback Rd | Phoenix, AZ 85018 | [shemerartcenter.org](http://shemerartcenter.org) | [info@shemerartcenter.org](mailto:info@shemerartcenter.org)

*Please call or visit our website for our business hours.*

WELCOME TO THE SHEMER!

The Shemer Art Center & Museum is pleased to present the Fall catalog of classes, workshops, and events.

We are happy to inform you that Sunday@Shemer will return on November 3, 2013! It always manages to order up a beautiful November day filled with more than 40 fine art booths offering great works of art by many of the state's finest artists, outdoor sculpture, balloons, great food trucks, & performances in an art festival ambiance.

The Shemer is a magical place situated at the base of Camelback Mountain in the historic Arcadia neighborhood of Phoenix. Selected as one of the City's Points of Pride, the Shemer boasts a unique and inviting atmosphere to learn about and enjoy the visual arts through exhibitions, classes, workshops, events, and other programs.

The beautiful sculpture grounds, orchard, and facility are available for special events such as weddings, receptions, business outings, and private parties. You can read more about our venue rental program online.

Staff is especially proud of our class offerings this fall. We are offering an extended schedule of opportunities to learn

on weekends, evenings, and during the day. There are eight-week classes, six-week classes, 1,2, or 3-day intensive workshops, and special events with interactive projects planned through December.

The holidays will bring our annual Home for the Holidays Show & Sale featuring one-of-a-kind, unique gifts handmade by Arizona artists – a true alternative to “mall shopping”. A special dessert reception and preview is planned for Saturday evening, November 30th from 6-9pm.

We hope you will visit the Shemer to “fall in love” with art. Whether you are a beginner, want to refresh earlier training, or are an established artist who needs studio time, the Shemer is the place for you!

We hope to see you at one of our exhibit openings, in one of our classes or workshops, or at Sunday@Shemer!

Sincerely,

Jocelyn Hanson  
Executive Director

TABLE OF CONTENTS

Location..... 3

Membership Information ..... 4

Custom Classes ..... 5

**CLASSES**

Ceramics ..... 6

Drawing..... 7

Jewelry ..... 8

Painting..... 9-11

Photography..... 11

Printmaking & Book Arts ..... 12

Class Registration..... 13

Instructors..... 14-17

Events ..... 18

Exhibits..... 19

Art Renaissance Series ..... 19



Jocelyn Hanson, Executive Director

## A LASTING TRIBUTE

Since 1984, the Shemer Art Center has been proud to serve as a lasting tribute to a woman who devoted her life to improving the quality of life for all Phoenicians and Arizonans. Her gift has become for its visitors a place of refuge to regroup and renew their spirits, creativity & imagination.

We are extremely proud to have been chosen one of the Points of Pride for the City of Phoenix.

Born April, 19, 1919, in Ames, Iowa, Martha Shemer was the youngest child of Dr. John M. Evvard and his wife, Mattie. Along with her siblings, John and Mary Margaret, she spent an idyllic childhood taking nature hikes, studying the trees, the birds, the butterflies, and the stars. In 1933, due to her father's health, the family moved to Phoenix, Arizona, where she attended Phoenix Union High School.

Upon graduation in 1937, she married Jack Shemer and raised a family of two boys. Throughout their marriage, Martha bought and sold real estate. When she first saw the historic home in Arcadia, she proclaimed "someone needs to save this beautiful, historic home and grounds." Martha Shemer purchased and donated the three-acre lot and historic home, first built in 1919, to the City of Phoenix. She had two dreams: to preserve the property and to provide an arts education facility and community center for the citizens of Arizona. In 1984, the City dedicated the facility as the Shemer Art Center and Museum.



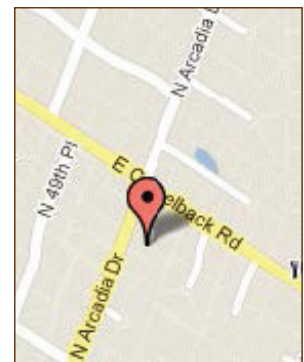
# THE SHEMER NURTURES CREATIVITY AND IMAGINATION THROUGH ART.

## LOCATION

Shemer Art Center is located in the historic Arcadia neighborhood in Phoenix.

5005 East Camelback Road  
Phoenix, AZ 85018  
Phone: 602-262-4727

Email: [info@shemerartcenter.org](mailto:info@shemerartcenter.org)  
[www.shemerartcenter.org](http://www.shemerartcenter.org)



## ACCESSIBILITY

Assistance is available for all persons with disabilities. We will make every reasonable effort to ensure that classes are accessible. If you are in need of special services, please notify the Shemer in writing along with your registration and specify your request. If you have questions, please call 602.262.4727 or email at [www.shemerartcenter.org](mailto:info@shemerartcenter.org).

## MEMBERSHIP AT THE SHERMER

Members play a vital role in the Shemer Art Center's success. Membership fees help support our dynamic programs and facility. It is the creative energy of members that makes Shemer such a unique place!

Becoming a member is also a great way to stay up to date about Shemer's gallery programs, art lectures, and newly introduced classes and workshops. Become a Shemer member today! Give a membership as a gift for that person you know who loves the arts!

### MEMBERSHIP LEVELS

INDIVIDUAL - \$40/year

STUDENT - (21 & under) - \$20

FAMILY - \$75/year (up to 4)

### SUPPORT LEVELS

SUPPORTER - \$100

CONTRIBUTOR - \$500

ADVOCATE - \$1,000

PATRON - \$2,500

BENEFACTOR - \$5,000



## CREATIVE GIFTS FOR CREATIVE PEOPLE

Purchase a Shemer gift certificate and give the gift of creativity. Shemer gift certificates can be used toward classes, workshops and custom classes. They are available in any amount. Purchase a gift certificate today and we will mail it to you or directly to your friend or loved one.

Gift certificates do not guarantee placement in a class or workshop and registration is subject to availability. The certificate is non-transferable and is not redeemable for cash. Gift certificates expire 3 years from date of purchase.

## CREATE YOUR OWN...

### CUSTOM CLASSES

Are you interested in taking a short class with friends or family members? Would you like individual instruction in a specific technique or to experiment in a new medium? Does Shemer's course schedule conflict with your schedule? If so, Custom Classes may be the right option for you.

If you are interested in arranging a Custom Class, please email [info@shemerartcenter.org](mailto:info@shemerartcenter.org) or mail: 5005 East Camelback Road, Phoenix, AZ 85018. If you have questions about the program or would like to learn more, please call or email the front desk at 602-262-4727 or [info@shemerartcenter.org](mailto:info@shemerartcenter.org). Also, it may take up to two weeks to coordinate the lesson so the sooner we hear from you the better! We look forward to having you at Shemer!

### HOST YOUR OWN GROUP ART EVENT

Imagine an event to celebrate a special occasion or perhaps a workplace retreat where we create an adventure for you. It will be designed to meet the needs of your group or you can choose from a variety of special event packages.

These events are designed to stimulate imagination and hands-on creativity through individual and collaborative actions. Our instructors are professional artists experienced in guiding everyone, including beginners, through a lively, rewarding and productive experience.

Browse through our exciting art experience packages to get an idea of what we can put together for your group. Call 602-262-4727 or email [info@shemerartcenterandmuseum.org](mailto:info@shemerartcenterandmuseum.org) so we can help design the perfect one for you.

### WORK STUDY

A limited number of work study opportunities are available each quarter. Participating students earn credit toward tuition in exchange for assisting Shemer staff. Applications for the Work Study Program are available from [info@shemerartcenter.org](mailto:info@shemerartcenter.org)

### TUITION ASSISTANCE

A limited amount of financial assistance is available each quarter to adults and youth who otherwise cannot afford to participate in classes and workshops.



## CLASSES: CERAMICS

### INTRO TO THROWING, Alan Jones



This class will focus on the basic skills of wheel throwing - centering, opening and pulling vessels - followed by learning to form cylinders, bowls and cups. Students will also learn to evaluate form and how form serves a vessel's function. Students will learn about clay properties while working in stoneware clay and high-temperature glazes.

Level: Beginner to Intermediate

Class: AJ-11 - Thursdays, 1:00pm-4:00pm 9/12-10/31 (8 sessions) \$225

Class: AJ-12 - Thursdays, 1:00pm-4:00pm 11/7-12/12 [NO CLASS 11/28] (5 sessions) \$150

### INTRO TO HANDBUILDING, Alan Jones



Handbuilding is the fundamental construction method for creating sculptural and functional ceramic forms. Students will undertake a variety of projects including slab construction, round and flat coil construction, pinch-forming methods, surface texturing and carving. Students will work in high-temperature stoneware clay and will be introduced to glazing techniques.

Level: Beginner to Intermediate

Class: AJ-13 - Thursdays, 6:00pm-9:00pm 9/12-10/31 (8 sessions) \$225

Class: AJ-14 - Thursdays, 6:00pm-9:00pm 11/7-12/12 [NO CLASS 11/28] (5 sessions) \$150

### LOW TEMP: THE NARRATIVE FIGURE, Linda Taylor



Basic forming techniques used to construct hand-built sculpture with an emphasis on the human figure will be the focus of this class. Students will be guided in developing a narrative of their own devise - be it fictional, self-experiential, and symbolic or based on a historical fact. Students will also develop an understanding of how to utilize space using their sculptural construction as a canvas. Demonstrations in surface techniques will include relief, basic textures, carving, under glaze layering, washes of oxides and glazes. The pieces will be fired at low-temperature in electric kilns.

Level: Beginner to Intermediate

LT-1 - Tuesdays, 9:00am-12:00pm 9/10-10/29 (8 sessions) \$225

### CLAY DRAWING WORKSHOP, Beth Shook



This Clay Drawing workshop will meet for two consecutive Saturdays to introduce drawing and adapted glaze applications on clay. The first day will include time to plan and prepare a green (unfired, dry raw clay) tile for a bisque firing. There will also be time for Q and A with the artist about her work and her drawing/glaze processes. During the second meeting students will develop the surface of their bisque tiles with colored slips and glazes in preparation for a Cone 6 oxidation glaze firing. Finished tiles will be available for student pick-up after the glaze firing.

Level: Beginner to Intermediate

Class: BS-1 - Saturdays, 10:00am-3:00pm 9/21 & 9/28 (2 sessions) \$100

### ANIMAL EXPRESSIONS, Jane Kelsey-Mapel




Explore the expressive potential of animal imagery by creating clay sculptures of animals or animal/human "hybrids". For inspiration, instructor will show examples of animal sculptures by contemporary ceramic artists and discuss the fine line between human and animal as expressed in the works on display in the concurrent Shemer exhibition, *Animal Other*. Using slab construction techniques, participants will begin by creating wall masks and then move on to building an entire animal form. Students may bring photographic images as references for basic structure, but be encouraged to work loosely and expressively attempting to capture the essence of the animal spirit. The last day of the workshop, participants will apply translucent underglazes to their sculptures using washes and stains similar to watercolor techniques. Finished work will be available for pick-up after the glaze-firing.

Level: Beginner to advanced

Class: JKM-1 - Saturday-Sunday, 10/5-10/6 & Saturday 10/19, 10:00am-3:00pm (3 sessions) \$150

### POLYMER CLAY, Amber Wanielista



So many colors, so little time. This class gives you tools and the time to create some unique jewelry or figurines such as little angels or bears. Give them as gifts, save them for yourself or keep them to sell. Instructor's skills lie in assisting students to develop an art piece within their own skill level. Only polymer clay is needed as a tool to succeed in this class!

Level: Beginner

Class: AW-1 - Tuesdays, 1:00pm-4:00pm 11/5-12/10 (6 sessions) \$175

## BASIC DRAWING, Elliott Everson



Drawing is a learned skill based on hand-eye coordination. Anyone can learn to draw, and it is a basic tool needed for all classes offered at the Southwest School of Art. Through free-hand drawing, students will render three-dimensional objects - using drawing principles of line, shape, value, texture, perspective and composition - in an enjoyable and relaxed atmosphere. Bring an 18 by 24-inch drawing pad, a selection of graphite pencils and an eraser; additional materials will be discussed during the first class.

Level: Beginner to Intermediate

Class: EE-8 – Tuesdays, 9:00am-12:00pm 9/10-10/29 (8 sessions) \$225

Class: EE-9 – Tuesdays, 9:00am-12:00pm 11/5-12/10 (6 sessions) \$175

## COLORED PENCIL DRAWING STUDIO, Elliott Everson



This multi-level class is for beginners with some drawing background or for experienced student-artists who would like to refresh their drawing skills. Topics will explore value, space, composition and concept, as well as different drawing styles and materials. Students will move beyond using drawing merely to render objects accurately, and will come to view drawing as a challenging vehicle for expression of both form and narrative. Bring a sketchbook or drawing pad (size 11 by 14 or 18 by 24-inches) and a selection of colored pencils and an eraser; additional materials will be discussed during the first class.

Level: Intermediate

Class: EE-10 – Wednesdays, 9:00am-12:00pm 9/11-10/30 (8 sessions) \$225

Class: EE-11 – Wednesdays, 9:00am-12:00pm 11/6-12/11 (6 sessions) \$175

COLORED PENCIL DRAWING: *Beginning Landscapes*, Amber Wanielista

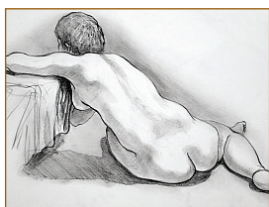
Learn essential techniques and art principles needed for working skillfully with today's modern colored pencil. Color, control, & versatility are three of colored pencil's most winning features--plus they are inexpensive to use. This outdoor colored pencil class will include 2 sessions in studio with instructor lecturing and demonstrating the process of landscape and the process of capturing architecture with a quick overview of perspective. The rest of the class will take place outdoors with instructor guidance and critique.

Level: All Levels

Class: AW-2 – Thursdays, 9:00am-12:00pm 9/12-10/17 (6 sessions) \$175

Class: AW-3 – Thursdays, 9:00am-12:00pm 10/24-12/12 [NO CLASS 11/28] (7 sessions) \$200

## SUNDAY FIGURE DRAWING, Jack Adams



This course is for anyone who wants to work on the basics of drawing, from beginners to those who want to get back to drawing with a renewed vision. Through the model, participants develop their ability to see and then translate visual experience into drawing. This intensive offers a traditional structured class that will include timed poses for gesture, contour and finished drawings. It will focus on how to use form, space, and proportions to create a strong composition.

Level: All levels

Class: JA-1 – Sundays, 11:00am-2:00pm 10/6-10/27 (4 sessions) \$150

## LEARN TO DRAW A FACE, Amber Wanielista



This course is a perfect intro to a beginning portrait-painting course. Students will learn to see like a portrait artist. Classes will cover basic elements in drawing faces and discovering proportions as well as the value of soft and hard edges and other techniques. Students will also learn the importance of expression in drawing. The last three sessions include observing and drawing a live model.

Level: All Levels

Class: AW-4 – Tuesdays, 6:00pm-8:30pm 11/5-12/10 (6 sessions) \$150

## CLASSES: JEWELRY

### TORCH-FIRED ENAMELING, Michelle Startzman



Enameling is an ancient technique of fusing glass to a metal surface. Students will learn the basics of torch-fired enameling, with specific techniques including sifting, stencils, sgraffito, drawing techniques, and more. This class is designed to give the beginning student a strong foundation in enamel techniques with the use of a torch. There is a \$45 material fee.

Level: Beginning to Intermediate

MZ-2 – Saturday & Sunday, 10:00am-3:00pm 11/9 & 11/10 (2 sessions) \$100

### DESERT JEWELRY, Shari Keith



Desert-dried cholla cactus skeletons are lacey and lovely and will become the basis for a unique necklace that reflects the beauty of the desert. In this workshop you will explore the wonderful shapes and textures of small desert treasures while learning some basic jewelry techniques such as sanding, making wire beads, using patina solutions to darken metal, embellishing your piece with turquoise beads, forging a clasp, and completing your necklace with seed beads. No previous jewelry experience is necessary. There is a \$20 materials fee.

Level: All levels

SK-1 – Saturday, 10:00am-3:00pm 10/26 (1 session) \$60

### FELTED FALL NECKLACES, Christy Puetz



This class is all about learning the basics of wet felting wool, beading, and embroidery techniques to create a beautiful necklace. Participants will create felt elements that will be embellished and added to the collar portion of their necklace. Choose a theme of fall leaves, flowers, or abstract. Create something unique to wear to holiday parties!

Level: Beginning to Intermediate

Class: CHP-1 – Saturday, 10:00am-1:00pm 11/16 (1 session) \$50

### BASIC METAL & ENAMELING SKILLS, Larry Nisula



This class is all about introducing students to basic and fundamental techniques and tools used to create unique jewelry and metalsmithed objects. Students will design and make a banded silver ring with enameling enhancements. Topics covered will include sawing, basic forming and forging, findings, clasps, silver-soldering, riveting, surface embellishment and surface finishing.

Level: Beginning to Intermediate

Class: LN-6 – Friday, 10:00am-1:00pm, 12/13 (1 session) \$40

### TREASURE BRACELETS, Christy Puetz



Treat yourself and a friend to one-of-a-kind bracelets made of colorful and symbolic glass beads, or keep them both for yourself. Explore bead symbolism as a way to create a story with beads or just string whatever catches your eye. Fun for parents and teens together!

Level: Beginning to Intermediate

Class: CHP-2 – Saturday, 11:00am-12:30pm 12/14 (1 session) \$40



## CLASSES: MICRODWELL DESIGN

### MICRODWELL DESIGNING, Tom Wagner



In this course, students will learn how to plan, budget and schedule the design and construction of their micro project. Discussions will include framing, interior and exterior finishes, insulation, and possibly plumbing and wiring. Evenings will be spent in the design studio, where students will contemplate how to efficiently utilize space as they create drawings, plans and models for their own micro dwellings. There will be guest speakers to talk about fabrication methods and be introduced to sources of salvaged materials that can be used in constructing microdwellings.

Level: All levels

Class: TW-1 – Tuesdays, 6:30pm-8:30pm 9/10, 9/17, 9/24, 10/1 & 10/8 (5 sessions) \$125

## CLASSES: PAINTING

### 4 STUDIO WATERCOLOR PAINTING DAYS, Julie Gilbert Pollard




Bring your own painting ideas, or follow Julie's lead with a landscape composition she will present and demo. Above all, bring your desire to paint in watercolor! Students will work on paintings of their choice, with guidance and thoughtful critique from the instructor. Learn techniques to achieve your goals for your painting. Get suggestions on design, composition and focal point. Loosen up and try new methods of painting. Have fun with watercolor! This class will encourage the creative spirit in artists of all skill levels.

Level: All levels

Class: JGP-5 – Tuesdays, 1:00pm-4:00pm 8/27, 9/3, 9/24 & 10/1 (4 sessions) \$115

### BASIC PAINTING, Sue Hunter



This is a fundamentals class in the format of a guided journey to free creative potential. It will begin with an exercise to loosen up the student then allow them to use this exercise to enhance the painting. Incorporated in the class structure will be lessons on color, value, and composition. Allowing the participants to learn painting through doing and not just seeing or reading.

Level: Beginner to Intermediate

SH-7 – Tuesdays, 9:00am-12:00pm 9/10-10/29 (8 sessions), \$225

SH-10 – Tuesdays, 9:00am-12:00pm 11/5-12/10 (6 sessions), \$175

### REPRESENTATIONAL PAINTING IN OIL, Cynthia Peterson



Investigate both traditional and modern techniques of representational painting. Students will become familiar with the many materials used in oil painting - with emphasis on layering oils through glazing - and will examine how to cross and manipulate opaque and transparent paint with mediums. This class will also focus on composition and the principles for completing a well-designed painting. Please bring a sketchbook and pencil to the first class; a supplies list will be provided at that time. Prerequisite: Some drawing experience helpful.

Level: Beginner to Intermediate

Class: CP-12– Tuesdays, 6:00pm-8:30pm 9/10-10/29 (8 sessions) \$200

Class: CP-13– Tuesdays, 6:00pm-8:30pm 11/5-12/10 (6 sessions) \$150

### PAINTING STUDIO, Sue Hunter



This class is designed to develop and clarify the student's painting style and expand their technical skills. Sue will tailor discussions and demonstrations to the developing needs of each student-artist. As the class progresses, students will have the opportunity to learn ways of adding other media to their paintings. Prerequisite: Previous painting experience. Bring a blank canvas or a work in progress, images or a sample of finished work, and painting supplies you currently use to the first class; suggestions for additional materials will be discussed at that time.

Level: All levels

SH-8 – Wednesdays, 9:00am-12:00pm 9/11-10/30 NO CLASS 10/9 (7 sessions), \$200

SH-9 - Wednesdays, 9:00am-12:00pm 11/6-12/11 (6 sessions), \$175

## CLASSES: PAINTING

### PASTEL PAINTING, Donna Stenger



Pastels have a depth and richness to them that is unique to this medium. We begin with the fun of blending colors before moving on to defining shapes in a still life or a landscape. Students will be introduced to different brands of pastels, papers and accessories and learn different methods of applying pastel for different effects. We will explore blending techniques and strokes and you will learn some simple techniques for blocking out a painting for a strong composition.

Level: Beginning to Intermediate

Class: DS-8 – Wednesdays, 12:30pm-3:30pm, 9/11-10/30 (8 sessions) \$225

### OPEN STUDIO PAINTING, Cynthia Peterson



Elemental problems of painting on a two-dimensional surface; structure and composition, color, flat pattern, modeling and light, paint handling, and texture. Students work from varied life sources and imagination in oil, watercolor, or acrylic.

Level: Beginner to Intermediate

Class: CP-10 – Tuesdays, 1:00pm-4:00pm 10/8-10/29 (4 sessions) \$115

Class: CP-11 – Tuesdays, 1:00pm-4:00pm 11/5-12/10 (6 sessions) \$175

### WATERCOLOR PAINTING, John Erwin



This class is for the first-time painter, as well as the student who would like to learn more about the various approaches to painting in this very direct medium. Demonstrations will be given each week showing students how to paint wet-on-wet washes, dry-on-wet washes and with a dry brush. Color theory as it relates to watercolor will be discussed. Intermediate level students, while developing an independent vision, will learn ways to improve their painting skills through advance demonstration, practice and critique.

Level: Beginning to Intermediate

Class: JE-4 – Thursdays, 6:00pm-8:30pm 9/12-10/24 [NO CLASS 10/3] (6 sessions) \$165

Class: JE-5 – Thursdays, 6:00pm-8:30pm 11/7-12/12 [NO CLASS 11/28] (5 sessions) \$140

### COLOR DESIGN, Cynthia Peterson



Color Design is a two-day in-depth exploration of color theory and color interaction. This course considers color as a descriptive and expressive element of art, emphasizing color perception and application. Investigations of 2-dimensional design problems and the formal, technical, creative and psychological aspects of color usage will be introduced and emphasized. This course is essential for understanding how to use color and apply it effectively in all areas of art.

Level: Beginner to Intermediate

Class: CP-14 – Friday & Saturday, 10:00am-3:00pm 11/15 & 11/16 (2 sessions) \$100

### THE ART OF GUILDING, Agustin Vargas



Students will learn how to apply different leafing techniques using the size technique. Participants will learn how to apply a variety of leafing materials, such as gold, silver, and copper using a variety of surfaces. These surfaces are divided into four categories: Canvas, paper, metal and wood. This class is meant to serve as an introduction to gilding, and to allow students an opportunity to work on their own projects.

Level: All levels

Class: AV-2 – Saturdays, 9:00am-3:00pm 10/19 & 10/26 (2 sessions) \$175

## CLASSES: PAINTING/PHOTOGRAPHY

### PLEIN AIR WITH PASTELS, Donna Stenger



Landscape is all around you. Paint on location, weather permitting, and create a beautiful and lasting painting. We'll go over composition, value, color and perspective. Have fun and make your paintings awesome! Individual instruction, all levels. Use this vibrant medium to create visually stunning landscapes. Composition, atmosphere, atmospheric and aerial perspective as well as light, shadow, value, composition and color will be covered. Explore the pastel medium in different ways for different effects. We will work outside, or depending on the weather you can bring sketches or photographs to work from. Learn what to extract from a photograph and what not to use.

Level: Beginning to Intermediate

Class: DS-9 – Wednesdays, 12:30pm-3:30pm, 11/6 - 12/11 (6 sessions) \$175

### ACRYLIC EXPLORATION, Agustin Vargas




Using acrylic paints and working from photographs, this workshop will guide students through the techniques of creating a contemporary landscape painting. Discussions and demonstrations regarding materials, color mixing, and other painting techniques are addressed for all levels of students, while individual expression is encouraged for those looking for more advanced instruction.

Level: Beginner to Intermediate

Class: AV-1 – Thursdays, 12:30pm-3:30pm 11/7-12/12 [NO CLASS 11/28] (5 sessions) \$150

### INTERMEDIATE DIGITAL PHOTOGRAPHY, Michel Sarda



Participants will develop their eye for photography and thoroughly get to know their camera. They will fine tune lighting skills and working with people. Challenging images -- low light and movement will be covered. They will also learn to finish and share their images.

Level: Intermediate

Class #MS-1 – Mondays, 5:30pm-7:00pm 10/7-11/11 (6 sessions) \$150

### BEGINNING DIGITAL PHOTOGRAPHY, Alan Staats



Start off on the right foot in digital photography, or fill in gaps in your basic skills. This workshop introduces the technical aspects of digital photography and the concepts behind photographic images. The emphasis is on skill building, creative picture making, editing and evaluating images. Students leave with a thorough knowledge of what the camera's controls do and which ones are best for each style of shooting. Instruction includes apertures, shutters, equivalent exposures, using available light, portraiture and other conceptual topics. The atmosphere in this class is one of exploration, practice and play. This class is for anyone new to digital SLR, or for anyone interested in fully exploring all its functions.

Level: Beginner

Class #AS-1 – Tuesdays, 6:00pm-8:30pm 11/5-12/10 (6 sessions) \$150

### SUNDAY MORNING PHOTOGRAPHY WORKSHOPS, Michel Sarda



Join Michel Sarda for two-hour, hands-on digital photography workshops.


*Portrait* Class #MS-2 – Sunday, 10:30am-12:30pm 10/27 (1 session) \$40

*Figure* Class #MS-3 – Sunday, 10:30am-12:30pm 11/17 (1 session) \$40

*Still Life* Class #MS-4 – Sunday, 10:30am-12:30pm 12/1 (1 session) \$40

## CLASSES: PRINTMAKING/BOOK ARTS

### SILKSCREEN PRINTING, Larry Nisula



Create your own custom fabrics. Learn to print on raw fabric for an original design to decorate pillowcases, wearable art, or home décor. Take home to sew.

Level: Beginner

Class: LN-1 – Friday, 10:00am-1:00pm 9/27 (1 session) \$40

### WOODCUTS - PRINTMAKING, Larry Nisula




Investigate both traditional and modern techniques of representational painting. With safe, water-based inks and drummel tools, students will either transfer photo on block or design a simple image to heighten with monotype inks. Class instruction will include producing the woodblock, printing and editioning. All materials will be provided.

Level: Beginner to Intermediate

Class: LN-2 – Wednesdays, 1:00pm-4:00pm 10/16 & 10/23 (2 sessions) \$60

### ART OF POETRY/POETRY OF ART, Jim Mitsui



The arts overlap and support each other. This poetry writing workshop will support your artwork and help you make powerful points with fewer words and invisible, underlying emphases that can add the “wow” factor to your writing and to your artwork. Poetry is a different art form today – an art form you may find valuable to your painting, sculpture, and drawing. Practice the lessons and try the exercises relating to works of art during this 1-day workshop.

Level: Beginning to Intermediate

Class: JM-1 – Saturday, 1:00pm-4:00pm 11/2 (1 session) \$90

### PAPER ARTS, Larry Nisula



In this class students will create their own limited-edition booklet of poetry or haiku with typeset lettering and illustrations. Participants will become familiar with the tools of the trade as well as using beautiful papers. Instructor will teach the art of making or casting paper, embossing techniques, embellishment methods, light inking on background paper, and etching techniques. All materials included but students are welcome to bring their favorite decorative or acid-free paper.

Level: Beginning to Intermediate

Class: LN-4 – Wednesdays, 1:00pm-4:00pm, 11/6-11/20 (3 sessions) \$90

### INTRO TO BOOKMAKING, Larry Nisula



In this class students will make a journal or sketchbook with a title page in letterpress. The covers will be silkscreen printed and students will learn the hand-sewn binding method. Students will leave with at least 1 beautiful book as well as the knowledge of how to make these books at home. All materials are included.

Level: Beginning to Intermediate

LN-5 – Friday, 10:00am-1:00pm 12/6 (1 session) \$40



You may register in the following ways:

1. Online by visiting our website at [www.shemerartcenter.org](http://www.shemerartcenter.org).
2. In person, at the Shemer front office Tuesday through Saturday 10am – 3pm.
3. By mail, when paying by check or cash sent to:  
Shemer Art Center and Museum  
5005 E. Camelback Rd. Phoenix, AZ 85018.  
*\*Please make check out to: Shemer Art Center*
4. Please call 602.262.4727 for current hours and questions.
5. Early registration is encouraged because every class has a minimum and maximum enrollment.

\*Registration closes 1 week prior to start of class.\*

## PERSONAL INFORMATION

First Name: \_\_\_\_\_ Last Name: \_\_\_\_\_

Address: \_\_\_\_\_

City: \_\_\_\_\_ State: \_\_\_\_\_ Zip: \_\_\_\_\_

Phone Number: \_\_\_\_\_ Email: \_\_\_\_\_

*If under 18 years, please specify birthday:* \_\_\_\_\_

## CLASS REGISTRATION

Student's Name	Class #	Class Name	Days	Fee

\*METHOD OF PAYMENT: ☐ Cash ☐ Check ☐ Credit Card ☐ Paypal

Would you like to donate \$5.00 to our Scholarship Fund Program? ☐ Yes ☐ No Total Paid: \$\_\_\_\_\_

### REGISTRATION POLICIES:

1. Cancellation may occur due to insufficient enrollment. If a class is cancelled by SACAMA, participants will be notified and a full refund or credit will be processed.
2. Refunds will be given to student cancellations received before the end of the registration period. Please allow 3-4 weeks to receive your refund.
3. Failure to attend a class or program ("no-shows") will not be granted a refund. Any request for a refund must be done in writing.

## INSTRUCTORS

### ELLIOTT EVERSON

is an artist that has been living in Arizona most of his life. He derives much of his inspiration from the desert around us and uses colored pencil to capture the textures and brilliance of the plants and animals. Each drawing consists of layer upon layer of color, to bring out the many subtle hues that nature itself provides. Elliott is a Juried member of the Arizona Artists Guild and a Signature member of the Colored Pencil Society of America and President of the Local Chapter of the CPSA. Elliott graduated from Arizona State University with a Bachelors degree in Art Education. In recent years he has taught drawing and colored pencil classes and workshops in Phoenix and around Arizona. He is a recipient of several local and national awards for his colored pencil work.

### JOHN ERWIN

has been painting in watercolors for over twenty years. He is a juried member of the Arizona Artist Guild, the Arizona Watercolor Society, and a signature member of the Contemporary Watercolorist of Arizona. He has studied locally with Diane Maxey, Dick Phillips, with Robert E. Woods and Milford Zornes. He also has three degrees from ASU and currently teaches in the Paradise Valley School District. John's paintings reflect his love of color, details, and design. His love of travel is often seen in his paintings as he hopes to transport the viewer to a world of exciting color and romance.

### SUE HUNTER

was born in Arkansas but has lived in Arizona since 1960 and thinks of Arizona as home. The lovely desert colors, wide, open spaces, and diverse landscapes of the Southwest provide her with endless subject matter for her paintings. Color is an important aspect of Sue's art that is reflected in her impressionistic style. She works in pastel, oil, watercolor, and acrylics, graduated from Western International University and has studied art at Scottsdale Artists School, Scottsdale Community College, with local art instructors and has attended numerous workshops locally and in Europe. She had an article written about her work in the March, 2010 issue of Southwest Art. Her work is included in many private and public collections and has been juried in the Scottsdale Artists School's Best and Brightest show numerous times. She is a juried member of Arizona Artists Guild, Arizona Watercolor Association, Arizona Pastel Artists Association - Signature, Contemporary Watercolors, Mid-Southern Watercolorists - Signature, Scottsdale Artists League, Sonoran Artists League and Degas Pastel Society. She teaches classes in watercolor, acrylic, oil and pastel at Paradise Valley Community College, Shemer Art Center and Terraviva Art Club.

### JULIE GILBERT POLLARD

is the author of *Brilliant Color* (North Light Books, 2009) and *Watercolor Unleashed!* (a self-published "chapter at a time" book, 2010). Additional publications include articles in: *The Artist's Magazine* (May 2010 and September 1987), "How Did You Paint That? 100 Ways to Paint Landscapes", *International Artist* (2004) and *Watercolor '92*, Fall Issue. Gilbert Pollard's two watercolor DVDs were recently released in March, 2011 from North Light Shops / ArtistsNetwork.tv! She has given instruction in watercolor and oil since 1985. She currently conducts classes and workshops at Scottsdale Artists School, Shemer Art Center and Cynthia's Art Asylum in the greater Phoenix area, Highland Valley Studios in California, Dillman's Creative Arts Foundation in Wisconsin and La Romita School of Art in Umbria, Italy. A frequent award winner, her oils and watercolors have hung in numerous juried and gallery exhibits and she is a signature member of the San Diego Watercolor Society. Her work is included in many private and corporate collections and is represented in Arizona by Esprit Decor Gallery in Phoenix & Windrush Gallery in Sedona.

### ALAN JONES

has been a full-time studio production potter and ceramic sculptor since 1973. During his career he sold works to museum shops, galleries and department stores across the US. He has also designed sculptural awards for local arts and business organizations. Alan has mastered and innovated techniques in both functional and decorative disciplines including slab and coil (hand and machine formed); extruder, potters wheel and plaster press-mold. Alan has built kilns for himself and others. His firing experience includes: low-fired clay works and surface treatments: pit firing (both above and below ground), raku ware smoke, or saggarfired decorative sculpture. He began teaching the art of his craft in 1993, and has enjoyed the excitement of sharing techniques and concepts with his students ever since.

### JIM MITSUI

originally from Seattle, received his M.A. in English (Creative Writing) from the University of Washington. A recipient of a National Endowment for the Arts Fellowship, Jim has had four books of poetry published: *Journal of the Sun*, Copper Canyon Press, 1974; *Crossing the Phantom River*, Graywolf Press, 1978; *After the Long Train*, The Bieler Press (USC); and *From A Three-Cornered World*, University of Washington Press, 1997. He has served as a Poetry Editor and Consultant for Scott-Foresman and HarperCollins Publishers, and has poems published in over 120 magazines, anthologies and textbooks. He has given readings at various venues: Stanford, Sacramento State, Washington State University, the University of Washington, Southern Utah, locally, and Seattle's Bumbershoot Festival with Ken Kesey. A member of Arizona State University's Emeritus College, he teaches at ASU West, Rio Salado College, and Southern New Hampshire University Online.

## SHARI KEITH

who is known as instructors The Junk Lady, is a collector of junk extraordinaire. She creates jewelry and art from found objects, and her work has been featured in galleries throughout the U.S. Her unique way of using junk to decorate her home was featured in the Arizona Republic, and almost all of the clothing she wears is recycled. Shari Keith holds a Bachelor of Fine Arts degree and a Master of Arts degree in Education. She is a Roster Artist for the Arizona Commission on the Arts and works as a teaching artist who shares her passion for the environmental and artistic benefits of using found and discarded items as a medium for creating art.

## SANDRA LUERHSEN

earned BA and MA degrees at Northern Illinois University and an MFA degree at Arizona State University. She left a position as an assistant dean at ASU to start her own business. She also teaches 3D design at Mesa Community College in AZ. Several public and private collections hold Luehrsen's work including the Auckland Institute and Museum and the Kamm Teapot Foundation. *The Ceramic Surface Design* Book features Luehrsen's art with ceramic transfers.

## CYNTHIA PETERSON

began seriously studying art at Glendale Community College. She was introduced to old master techniques of egg tempera and oil glazing. During a brief residence in Austria, she took a workshop on egg tempera with Wolfgang Manner and Ernst Fuchs. She received her BFA degree from Northern Arizona University where she focused on painting and graphic design. As a graduate student at Arizona State University, she began specializing in water media. Currently she is Adjunct Faculty in Painting / Drawing at Mesa Community College. A desire to branch out has led her to different art venues including the Shemer Art Center and Museum, Brio Fine Arts and Scottsdale Artists School.

## LARRY NISULA

has had numerous exhibitions of his work presented throughout the valley and had over ten one-man shows at Fagen-Peterson Gallery in Scottsdale. He was also a MARS artist in Phoenix. A Phoenix native, his sculpture and prints have been collected by the Tucson Museum of Art, the Museum of Northern Arizona University, ASU West, Glendale Community College, and Merchants Press, Poughkeepsie, New York. He has been written up in Who's Who in American Art and Who's Who in the West. He has lectured at Phoenix College on Arts & Books in Review. Larry takes great pride in teaching others to sculpt or the art of printmaking, having taught for over 20 years at the community college level and at the Shemer.

## ALAN STAATS

has been a professional photographer and journalist for more than 40 years; his client list has included both local and international galleries, museums and collectors. In addition, he has provided photography for numerous books and hundreds of magazine articles. As much of his collection photography has been done on location, either in the artists' studios or collectors homes, he has developed techniques utilizing lighting and backgrounds that, in his words, "travel well... and light!" On art assignments he's used everything from state-of-the-art strobes, softboxes, umbrellas and tethered computers to reading lights, bed sheets, tracing paper, books and clothes pins and will demonstrate how each extreme can, and will, work for attendees.

## JACK ADAMS

Prior to moving to the Phoenix, Jack Adams was accepted at West Point as their art editor of the monthly magazine, *The Pointer*. He also drew and published the portraits of the girlfriends of the Cadets. Jack always took the opportunity in any place he found himself to draw people...even briefly with the combat artists team in Saigon in the midsts of the Vietnam War. After his service in Military Intelligence he returned to school to get a degree from the Art Center College of Design. After graduating he opened his own firm in Hawaii, Adams Design, which was rated in the top 100 Design Firms in the world by Interior's Magazine...[www.AdamsDesign.net](http://www.AdamsDesign.net). During the next few years Jack became a member of the New York Society of Illustrators and designed hotels and restaurant in many countries including Doha, Dubai, Abu Dhabi, Cairo, Berlin, Romania, Shanghai, and Singapore, as well as New York City. His latest project is the newly opened CONRAD Hotel in Dubai. Currently, Jack is a member of the Portrait Artists of Arizona, the Arizona Artists Guild, and the ICON studio. He recently was included in five juried shows in Phoenix: the Best Figurative Art of the year at Udinotti Gallery, The Unsettled Body show at the Phoenix Center for the Arts, the annual best portrait show for the PAOA, the Peoria West Valley Art Show, and the Moment Gallery photography show in Scottsdale. See more of his work at...[www.JackEdsonAdamsPortraitArt.com](http://www.JackEdsonAdamsPortraitArt.com).

## INSTRUCTORS

### AMBER WANIELISTA-REINKER

After apprenticing under a Florida set director for film, where the strongest point is to follow script and functionality she studied illustration and design education course work at Northern Arizona University. Her first position was in a city planning division, which gave way to an art director position in a development firm. She, then, started her own design business to further her design career. She is a member of the American Society of Interior Designers, and teaches part time at several institutions including Mesa Community College and Scottsdale Community College. She has also continued her work for several high end architectural firms, landscaping and building companies who request her ideas, renderings, artistic knowledge and ability to produce beautiful products such as Mark Candelaria, Hague partners, Oz Architects, Inc and Pickett while she spends numerous hours researching art of different country's and cultural significance to art and design.

### MICHEL SARDA

art photographer, was raised in Paris, France, where he lived and worked before moving to Arizona in 1984. As a practicing architect, he operated his own architectural firm in Paris for fifteen years, during which he was involved in drawing, painting, writing, and photography. Through his architectural commissions, world travel and personal interests, he accumulated knowledge in several forms of arts. A writer in both French and English, Sarda has released four photography "coffee table" books on the Phoenix area, and several other publications. Including, *Flying Colors*, a visual homage to the artistry of his friend Patsy Lowry for her extraordinary fabric design. He is currently completing an essay entitled Self-Image Discovery — the healing power of photographic portraiture, and a book on the art of his friend, painter Jim Covarrubias. In 1992, with his wife Donnalee, Michel Sarda established the nonprofit Art Renaissance Initiative, which have been nominated multiple times to the Arizona Governor's Arts Awards for outstanding contribution to the arts, education and culture in Arizona. Sarda lectures regularly at the Shemer on European and local artists and authors.

### DONNA STENGER

has a Bachelors Degree in Social Sciences from the University of Cincinnati. After years of social work, she moved to Phoenix in 1980, raising two children. She took her first dry pastel class in 1989 at the Phoenix Center for the Arts. In the fall of 1999 she was hired as the pastel instructor for the Phoenix Center and the Shemer Art Center and Museum and continues to hold those positions today. That same year she became a signature member of the Arizona Pastel Artists Association. Donna has also taught at the Brio Fine Art Center. Her studio is located in The Artery building in downtown Phoenix, where she and several Artery artists have established a collective. The doors are open on First Fridays of every month.

### CHRISTY PUETZ

has a Bachelor of Fine Arts with Concentration in Fiber Art, Printmaking, and Art History. She is a professional visual artist, has nine years of experience as a teaching artist, has been a museum educator with experience in art program development, a lecturer and is co-author of the children's book, "Get Connected to Yourself and the World of Beads." She has worked with children, adults, and those individuals with disabilities or serious illnesses. All workshops come with hands-on objects, music, art-making materials, instruction and cultural/historical information.

### JOSEPH WOLVES KILL

Joseph Wolves Kill was born in Texas in 1962. He has studied the work of many artists and incorporated his own reflections on these artists into his work in order to portray both strife and success. Joseph is a chameleon: his art changes and fluctuates; he creates new from the old. His bold and vibrant paintings uncover the hidden boundaries between beauty and disturbance. He primarily works in oil on canvas, but has explored other media such as acrylic, watercolor, gouache and pastels. In 2005, the Scottsdale Center for the Performing Arts commissioned him to paint three murals, one for the play "Guv-TV" (20ftx18ft) and two that represented the state of Arizona for the west wing and lobby of the SCPA building. His passion for art has led him to become an art instructor, and also a mentor for future artists. Joseph lives in Arizona and is active in Native and other local communities. His artwork has been shown throughout the United States, Europe and Japan. Images from his work have been used in advertising and promotion for organizations such as the Intertribal Council of Arizona, Arizona State University's creative writing program, the Arizona Nurse's Association, Scottsdale Leadership Inc., Scottsdale Center for the Performing Arts and ATLATL (National Native Arts Network). Commercially, Joseph has illustrated a children's book, designed a book cover and album cover artwork.



## BETH SHOOK

was born on Christmas Eve, 1963, in Jeannette, Pennsylvania. Still, she considers herself a native of the southwest, having lived her most reckless and influential years in El Paso, Texas. She earned her Bachelor of Fine Arts from the University of Texas at El Paso in 1985. Under the instruction of her most accomplished professors, she developed her skills as a craftsman, discovered her love of clay and her near obsession with the drawn line. In 1990, she received her Master of Fine Arts degree in ceramics from Arizona State University. Her teaching career began in 1990 at Mesa Community College. She was approached to develop and facilitate an on-going seminar, focused on glazing techniques – a course that allowed her to further explore that clay canvas. Ms. Shook is currently teaching at Chandler-Gilbert Community College.

## MICHELLE STARTZMAN

is a metalsmith and enamelist originally from Tucson, Arizona. She is currently living in Mesa, Arizona, where she works as a studio artist and instructor. She received her MFA in Metals at Arizona State University and her BA in Photography and Art History at The University of Arizona. Startzman's photography background and interest in the nature of relationships has influenced her current body of work, which includes close-up portraits obscured by layers and depth, using multi-media. She has exhibited nationally and has received numerous awards, the most recent including a Juror's Award from the Materials: Hard and Soft Exhibition in Denton, Texas. She is currently an Artist in Residence and Master Instructor at Mesa Arts Center, and Adjunct Instructor in Metals at Central Arizona College. Startzman also teaches classes and workshops at The Shemer and Harold Studio in Phoenix, AZ.

## PATRICIA SANNIT

was born 1960 in Cleveland, Ohio. Patricia Sannit has worked in clay nearly her entire life. After starting art school in Norway, Sannit received her BA in Art History, Norwegian, and Ceramics (under Warren Mackenzie) from the University of Minnesota and her MFA in ceramics (under Viola Frey) from the California College of Arts. She lives in Phoenix, Arizona. Sannit's work is influenced by her archeological experiences in the Near East and Ethiopia and her interest and continuing study in science. Sannit's most recent public project is a large-scale ceramic installation, Citadel, based on an archeological site in Iraq.

## AGUSTIN VARGAS

as an artist and architect, Agustin's fascination with ancient techniques, such as egg tempura, silver point, and gold leaf, are found in all of his work. His artwork is in numerous private and corporate collections in the U.S, Mexico, and Italy. He has taught at both the University of Mexico and the University of Juarez. Agustin has privately instructed students at his private studio since 1985. As a dedicated instructor, Agustin shares his knowledge of techniques and composition.

## LINDA TAYLOR

art experiences includes Mesa Arts Center from 1987 to present. At Mesa Arts Center she is privileged to study ceramics with Jeff Reich, Farraday Newsome, Sandy Blain, and Julius Forzano. She has experience in hand building, throwing, sculpture, primitive firing, low fire, Cone 10 gas firing, wood fire, majolica, glazing and using oxides. She has attended Scottsdale Artists' School where she studied the art of plein air painting and model vignette classes, and participated in the Best and the Brightest Art Show. She attended Cabrillo College in Santa Cruz, California, and studied Art. During the 1990's she successfully started and operated her own antiques business, "Nooks and Crannies". Her recent shows are Arizona Clay Show held in Mesa, Arizona, and Art in the Garden Show at Shemer in Phoenix, Arizona. She participated in the 10 x 10 show at MAC. She is part of the Co-Op at Mesa Arts Center and has participated in private shows and sales during the year. She is a prodigious collector of all things antique, primitive and natural and tries to convey her love of these things into her clay creations.

## EVENTS

### FACULTY ART EXHIBIT OPENING

Thursday - August 1, 2013 from 7-9pm

### DAY OF DEMONSTRATION

Saturday - August 24, 2014 from 10am-3pm

### ANIMAL OTHER EXHIBITION OPENING

Thursday - September 12, 2013 from 7-9pm

### PET DAY

Saturday - October 12, 2014 from 10am-3pm

### ART OF POETRY/POETRY OF ART OPENING

Thursday - October 24, 2013 from 7-9pm

### SUNDAY@SHEMER ART FESTIVAL

November 3, 2013 from 10am-4pm

### NIGHT OF SIGHT AND SOUND WHERE ART, POETRY, & MUSIC MERGE

Wednesday - November 20, 2013 from 6-10pm

### SHEMER HOME FOR THE HOLIDAYS SHOW & SALE

Saturday - VIP Opening Dinner/Reception November 30, 2013

### NEW HORIZONS STUDENT AWARD CEREMONY

Saturday - January 11, 2014 from 10am-Noon

### MICROARTEXHIBITION ARTISTS RECEPTION

Thursday - February 13, 2014 from 7-9pm

### MICRODWELL 2014 GRAND OPENING: MICROBREWS IN MICRODWELLINGS

Saturday - February 15, 2014 from 9am-6pm

### ART IN THE GARDEN

Saturday - March 15, 2014 from 10am-5pm

### NEW ART ARIZONA OPENING RECEPTION

Thursday - March 20, 2014

## ■ SHEMER FACULTY EXHIBIT

August 1 – September 5, 2013

## ■ ANIMAL OTHER

September 12 – October 17, 2013

## ■ POETRY OF ART/ART OF POETRY

October 24 – November 20, 2013

## ■ SHEMER HOME FOR THE HOLIDAYS SHOW &amp; SALE

December 1-31, 2013

## ■ NEW HORIZONS HIGH SCHOOL STUDENT EXHIBIT

January 9 –February 6, 2014

## ■ MICROART EXHIBITION

February 14 – March 13, 2014

## ■ NEW ART ARIZONA

March 20 – April 17, 2014

## ART RENAISSANCE SERIES: FALL 2013-SPRING 2014

## ■ LIFE AND ART OF MARC CHAGALL

Thursday, September 5, 2013

## ■ A MOMENT WITH MOZART

Thursday, October 10, 2013

## ■ THE PAINTINGS OF JOHN WADDELL

Thursday, November 14, 2013

## ■ MUSIC OF OUR TIME

Thursday, December 12, 2013

## ■ RENOIR AND HIS TIME

Thursday, January 9, 2014

## ■ A MOMENT WITH SCHUBERT

Thursday, February 13, 2014

## ■ SANDRO BOTTICELLI AND HIS TIME

Thursday, March 13, 2014

# S H E M E R

a r t c e n t e r

602.262.4727 | 5005 E Camelback Rd | Phoenix, AZ 85018 | [shemerartcenter.org](http://shemerartcenter.org) | [info@shemerartcenter.org](mailto:info@shemerartcenter.org)

*Please call or visit our website for our business hours.*

Logo/Brochure designed by L. DeSign | [www.LindsayDeSign.com](http://www.LindsayDeSign.com)

The Shemer Art Center & Museum prohibits discrimination on the basis of race, ethnicity, national origin, sex, religion, sexual orientation, or disability in its services, programs, and activities. If you need to request accommodations for special needs, please contact the Shemer staff by calling 602-262-4727.

The Shemer does not carry accident insurance to cover participants. Involvement AND any activity is done at the participant's own risk.