



# Spring/Summer 2012

5325 S Fort Apache

Suite E

Las Vegas, NV 89148

Phone 702-450-6766

Fax 702-445-6453

Web Site: [www.SewLittleTimeVegas.com](http://www.SewLittleTimeVegas.com) E-mail:

Class	Page
Instructional Classes & Special Events	2
Beginning Sewing	3
Intermediate Sewing	4
Garment	5 - 10
Crafts	10- 12
Quilting	13 - 14
Clubs	15 - 16
Heirloom	17 - 18
May Specials	19

**Don't Forget  
Mother's Day  
May 13<sup>th</sup>**

**Class Preview  
Party  
Saturday  
May 5<sup>th</sup>  
10:00 - 1:00**

Please Note: Due to the amount of time required to prepare each of these classes, the instructors politely request that any classes taken from them at Sew Little Time, LLC require their permission to be taught anywhere else by any student.

#### Registration

1. You need to pay when you sign up for a class. You may pay your class fee over the phone by MasterCard, VISA or Discover or come into the shop and sign up and pay.

2. Register early; classes fill quickly.

#### Cancellation

1. Sew Little Time, LLC reserves the right to cancel classes 7 days prior to class if there are not at least three students in the class.

2. If you need to cancel a class for which you have paid, we need to know at least 48 hours in advance so we can fill your spot in the class. This is only fair to the people who are waiting to take a class and to the instructor who may be preparing handouts or supplies for you.

3. Store credit **ONLY** will be given for the amount of the class fee.

The original receipt will be required.

Registration for Guest Instructors is subject to non-refundable \$20 charge.

No refunds on "A Class Created Just for You".

#### General Guidelines

1. Students **must** understand the basics of how to use their sewing machine/serger prior to taking creative classes as this will enhance the learning and creative process of sewing.

2. Please bring your "Basic Sewing Supplies" to class. There may be additional supplies required specific to the class you plan to take.

3. Students are welcome to use our Pfaff or Viking sewing machines and sergers during class a small maintenance fee may apply. \* Ask for Details\* Please let us know when you register if you will need a classroom machine.

4. As a courtesy to the class, we politely request you turn off or set your cell phone to Vibrate.

5. Sew Little Time cannot accommodate children while you are in class.

6. In an effort to keep class fees reasonable, we appreciate your purchase of additional class supplies from Sew Little Time whenever possible.

We offer a 10% discount on all supplies purchased for our classes.

7. Please arrive 15 minutes early to set up for your class.

**Most Of All HAVE FUN!!**



### **Introduction to Longarm**

This class teaches you the basics of longarm quilting. You will learn how to accurately prepare your quilt top and backing, how to load your quilt, the basic operations of the machine, and how to correctly proceed in the actual quilting of your quilt. Upon successful completion of this class, you will have the skills required for rental of the longarm machine to complete your own quilts!

**Hours:** 1 - 4 Hour Session

**Skill Level:** Beginner & Up

**Price:** \$75.00 Includes: All Supplies

**Instructor:** Amelia

**Date & Time:** Call for an Appointment

### **Longarm Rentals**

Rentals Fee: \$25.00 Per-Day

Required supplies for rentals:

Fabric Sheers (To Cut Quilt From Frame), Seam Ripper, Machine Needles, Snips, Long "T" Pins, Thread (Good Quality), Pre-wound or empty M Bobbins and Zipper System.

### **"A Case For Smiles"**

Come and make "A Case for Smiles ". These pillowcases will be donated to sick children in Las Vegas and Henderson. Bring your sewing machine and white thread all other supplies will be provided.

Join us

Second Tuesday of each Month,

9:30 - 12:00

Read More about ConKerr Cancer

[www.conkerrcancer.org](http://www.conkerrcancer.org)

Whether you want to sew garments, kids clothes, quilts or home dec., this Beginning Sewing Class is a must. This is a series of four (4) classes that will be held once a week. These classes are for those that have never sewn or need a refresher course. You will learn how to thread your machine, and the different machine functions and stitches. You will learn the difference between woven and knit fabrics and what stitches are appropriate for different weights of fabrics and the needles to use to get the best sewing results. You will also learn how to sew basic seams, turn inside and outside corners, sew curves and how to press to get professional results. Also, you will learn how to put in a zipper and construct a simple waist band. You will be provided with a kit so that you may keep all of your samples for future reference. Once you have mastered the basics, then you can apply your new skills to quilting, home dec or apparel sewing. You are not graded in these classes but learning the basics can provide you with the skills to read easy patterns and further your sewing skills. Sewing is fun and relaxing when you know the basics.

**Hours:** 4 - 2 hour classes

**Skill Level:** Beginning

**Price:** \$100.00/ \$25.00 per class

**Kit Fee:** \$20.00

**Instructor:** Jaunice

**May -      Friday "B"      Starting May 11, 18, 25 and June 1 Time: 1:30 - 3:30**  
                  Tuesday "C"      Starting May 15, 22, 29 and June 5 Time: 11:00 - 1:00

**June -      Sunday "D"      Starting June 10, 17, 24 and July 1 Time 12:30 - 3:30**

**July -      Friday "E"      Starting July 13, 20, 27 and August 3 Time: 10:00 - 12:00**  
                  Sunday "F"      Starting July 22, 29, August 5 and 12 Time: 1:30 - 3:30

**Aug. -      Friday "G"      Starting Aug., 17, 24, 31 and Sept 7 Time: 10:00 - 12:00**  
                  Monday "H"      Starting Aug. 20, 27, September 10 and 17 Time: 11:00 - 1:00

**Sept. -      Sunday "I"      Starting Sept.9, 16, 23 and 30 Time: 1:30 - 3:30**

**Requirements:** At the end of each class you will be required to pay for the next scheduled class (\$25.00).

- *There are no refunds unless the instructor cancels the class.*
  - *If you are unable to make a class your monies will be applied to the following (next) class.*
- Unfortunately there will be no make-up classes because of classroom scheduling,

### **Private Classes**

If you are more comfortable with a one on one setting or you have a specific project that you need help with, private classes are available. These classes are geared for your needs and convenience.

When booking a class please indicate the number of hours you are needing, that helps me with my scheduling.

- There are no refunds unless the instructor cancels the class.
- If you are unable to make a class your monies will be applied to the following (next) class you schedule. **You will only be able to transfer the class fee one time.**

This series of classes designed for the person that wants to improve upon their sewing skills and learn more sewing techniques. You will learn how to read a pattern, discover new fabrics and interfacing, pressing tools and their importance and so much more. Discover how to set a sleeve, apply a collar, make a perfect hem, apply facings that look great on woven's and bindings for knit fabrics and how to miter corners. There is so much to learn - and the more skilled that you become the more you will enjoy creative sewing.

**Hours: 4 – 2 hour classes**

**Skill Level: Must know your machine and have some beginning sewing skills**

**Price: \$100.00/ \$25.00 per class**

**Kit Fee: \$25.00**

**Instructor: Jaunice**

**June - Friday A – Starting June 15, 22, 29, July 6 Time: 11 - 1**

**Monday B – Starting June 13, 20, 27 July 11 Time: 10 – 12**

**July - Tuesday C – Starting July 17, 24, 31, August 7 Time: 10 - 12**

**Kit fee and class fees are payable to the instructor**

**Requirements:** At the beginning of the first class you will be required to pay for the kit and one class (\$45.00). At the end of each class you will be required to pay for the next scheduled class (\$25.00).

- *There are no refunds unless the instructor cancels the class.*
- *If you are unable to make a class your monies will be applied to the following (next) class.*

**Unfortunately there will be no make up classes because of classroom scheduling,**

### **Private Classes**

If you are more comfortable with a one on one setting or you have a specific project that you need help with, private classes are available. These classes are geared for your needs and convenience.

When booking a class please indicate the number of hours you are needing, that helps me with my scheduling.

- There are no refunds unless the instructor cancels the class.
- If you are unable to make a class your monies will be applied to the following (next) class you schedule. **You will only be able to transfer the class fee one time.**

**It's a Winner!!**

T-Shirt Trifecta - it's a winner with the three shown views and of course you can mix and match the different pieces to your liking. (What I love about sewing) This pattern also has zippered safety pockets. You can make this top out of cotton/spandex, rayon, bamboo knits. **Knit fabrics only**

Pattern must be purchased for this class

**Hours:** 1 - 4 Hour Sessions

**Skill Level:** Beginner, Intermediate/Advanced

**Price:** \$35.00

**Instructor:** Jaunice

**Date & Time:** Wednesday, June 6<sup>th</sup> 1:00 - 5:00

**OR**

Monday, July. 16<sup>th</sup> 10:00 - 2:00

**Islander Classic Sport Shirt**

This woman's classic shirt is another pattern in the Islander Series that includes more industrial construction techniques that lend our garments to professional results. Just a reminder - Islander Patterns sizing is comparable to ready-to-wear clothing. Pick your style and join us for this terrific class. Islander Pattern #201 required for class. **Woven fabrics only**

**Hours:** 2 - 4 Hour Sessions

**Skill Level:** Intermediate/Advanced

**Price:** \$75.00

**Instructor:** Jaunice

**Date & Time:** Wednesday, August 22<sup>nd</sup> & 23<sup>rd</sup> 10:00 - 2:00

**SLIMMING TANK TOP**

This tank top has flattering princess seams created by L.J. Designs and we all know that princess seams are very slimming. Designed for knit fabrics only this pattern can be constructed on either the sewing machine or serger. Pattern includes ready-to-wear and quick assembly techniques. **Knit fabric only.**

Pattern must be purchased for class.

**Hours:** 1 - 3 Hour Sessions

**Skill Level:** Beginner, Intermediate/Advanced


**Price:** \$25.00

**Instructor:** Jaunice

**Date & Time:** Sunday, May 27<sup>th</sup> 12:30 - 3:30

**OR**

Monday, June 4<sup>th</sup> 10:00 - 1:00



**35%  
OFF**

**ALL**  
Jenny Haskins  
Magazines, Designs &  
Software

Must present coupon at time of purchase  
One per customer  
Cannot be combined with any other coupon or offer  
Management reserves all rights

**20%  
OFF**

**DAKOTA  
COLLECTABLES**  
Embroidery Designs  
May 5 - 12, 2012

Must present coupon at time of purchase  
One per customer  
Cannot be combined with any other coupon or offer  
Management reserves all rights  
**EXCLUDES SPINNER RACK**

### **Fajita Skirt**

This is a very feminine knit pull-on skirt with an easy comfortable elastic waist and an very slimming and flattering asymmetrical hemline. This skirt is very slimming through the hips and falls into a draped, full hemline. This skirt looks great with sandals or boots. Skirt can be made with either sewing machine or serger. Make one for warm weather with a light knit and make another for cooler weather out of heavier knits. Knit fabric only. Pattern must be purchased for class.

**Hours:** 1 - 3 Hour Sessions

**Skill Level:** Beginner, Intermediate/Advanced

**Price:** \$25.00

**Instructor:** Jaunice

**Date & Time:** Sunday, June 3<sup>rd</sup> 12:30 - 3:30

OR

Monday, July 2<sup>nd</sup> 1:00 - 4:00



### **Perennial Pant**

Cool pants for a warm summer - they can be "p. j." pants or elegant pants depending on the fabric you choose. You can make them long or crop them for a more casual look. Fun, quick and easy.

Pattern must be purchased for this class

**Hours:** 1 - 3 Hour Sessions

**Skill Level:** Beginner, Intermediate/Advanced

**Price:** \$35.00

**Instructor:** Jaunice

**Date & Time:** Tuesday, June 19<sup>th</sup> 10:00 - 1:00

OR

Sunday, August 19<sup>th</sup> 10: - 2:00



### **SIMPLY RECTANGLES**

This Angel Top is created from rectangles cut from soft drape fabric and connected together with unique seaming techniques. Sewing machine and serger are both used for the quickest construction of this fabulous top. This top can lend itself to fabric painting, machine embroidery and any other inspirations that may come your way. Pattern Angel Top #1226 required for class


**Hours:** 1 - 4 Hour Sessions

**Skill Level:** Beginner, Intermediate/Advanced

**Price:** \$40.00

**Instructor:** Jaunice

**Date & Time:** Saturday, June 30<sup>th</sup> 1:30 - 5:30



### **Tortilla Jacket**

Top your Fajita Skirt and Margarita Tank Top with this classic styled Tortilla Jacket. This is a very simple knit jacket that can be embellished or make from some great printed knits. Let your imagination be your guide. The jacket has a flattering scoop neck and long sleeves or design your own length of sleeve. Knit fabric only. Pattern must be purchased for class

**Hours:** 1 - 3 Hour Sessions

**Skill Level:** Beginner, Intermediate/Advanced

**Price:** \$25.00

**Instructor:** Jaunice

**Date & Time:** Wednesday, June 6<sup>th</sup> 10:00 - 1:00



### **Lanai Top**

This is a great warm weather top, the cut shoulder look is an attractive alternative to sleeveless. Designed with squares and rectangles and constructed with either the sewing machine or serger and using special joining techniques such as bar tacks and serpentine stitch. Sew much fun for such a great top. Pattern Lanai Top 0913 required for class. Woven fabrics only

**Hours:** 1 - 4 Hour Sessions

**Skill Level:** Beginner, Intermediate/Advanced

**Price:** \$40.00

**Instructor:** Jaunice

**Date & Time:** Wednesday, May 21<sup>st</sup> 10:00 - 2:00  
OR

Saturday, June 16<sup>th</sup> 10:00 - 2:00



### **Flounce About Jacket**

Another great jacket with saf-t-pockets - keep your valuables safe and your hands free. This jacket has very feminine styling with a flounce in the front and back and a flattering bands. This jacket can be worn open or closed with an optional loop and button closure at center front. This jacket will look best if made out of woven fabric. Pattern must be purchased for class

**Hours:** 1 - 4 Hour Sessions

**Skill Level:** Intermediate/Advanced

**Price:** \$40.00

**Instructor:** Jaunice

**Date & Time:** Tuesday, August 28<sup>th</sup> 10:00 - 2:00



### **Aloha Shirt or Fun, Fast and Easy Shirt**

Get ready for the summer, make an Aloha shirt. These shirts are quick to make (after you have made the 1st one) and similar to the "Tommy Bahama" shirts that are so popular and costly. The man/men in your life will be right in style when wearing one of these shirts made just for him/them. This is a basic short sleeved shirt, with loads of tips and tricks included in the pattern. Purchase of Islander Pattern #208 is required. The first class we will prepare the fabric apply the interfacing learn to match the pocket perfectly to the shirt design. Matching patterns (if required) for the front opening. The second class the fun begins when we start constructing the shirt. Don't miss this class - its fun!!

**Woven fabrics only.**

**Hours:** 2 - 4 Hour Sessions

**Skill Level:** Intermediate to Advanced

**Price:** \$75.00

Instructor: Jaunice

**Date & Time:** Sunday, May 13<sup>th</sup> & 20<sup>th</sup>  
10:30PM - 2:30PM

**OR**

Sunday, July 8<sup>th</sup> & Monday, July 9<sup>th</sup>  
10:00- 2:00



### **Easy Shirt with Collar Stand and Cuffs**

This easy shirt can be made with shirting cotton, linen, silk or for a more casual look flannel. This is a basic man's semi-fitted shirt and as always with Islander Patterns there are lots of industrial tips and tricks included in the pattern. The first class we will prepare the fabric apply the interfacing learn to match pockets perfectly if the fabric has a design or plaids. The second class the fun begins when we start constructing the shirt. Another class you don't want to miss. Purchase of Islander Pattern #213 is required. **Woven fabric only.**

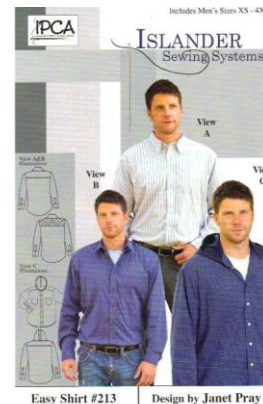
**Hours:** 2 - 4 Hour Sessions

**Skill Level:** Intermediate / Advanced

**Price:** \$75.00 plus pattern and supplies

Instructor: Jaunice

**Date & Time:** Saturday, July 21<sup>th</sup> & 28<sup>th</sup> 1:00-5:30



### **Paris Evening Coat**

This simple Kimono-style jacket is panels of narrow fabric put together with unique seaming using the serger, serpentine stitch or bar tacks. The back mid-section has inset in back panel for unique fabrics or embellishments. This is a great coat for cool evenings or air conditioned establishments. Pattern must be purchased for this class

**Hours:** 2 - 4 Hour Sessions

**Skill Level:** Intermediate to Advanced

**Price:** \$75.00

**Instructor:** Jaunice

**Date & Time:** Wednesday, May 16<sup>th</sup> 10:00 - 2:00



### **Moebius Scarf**

Another great gift idea and just in time for Christmas planning. Who wouldn't want an original scarf just made for them? These scarves are quick and easy to make and you can make many out of a few yards of fabric. Pattern must be purchased for this class

**Hours:** 1 - 3 Hour Sessions

**Skill Level:** All

**Price:** \$25.00

**Instructor:** Jaunice

**Date & Time:** Sunday, August 12<sup>th</sup> 10:00PM - 1:00PM



### **Pants, Etc.!**

At last a perfect pair of fitting pants, drafted to fit you. No more altering ready-to-wear pants or making pants patterns that don't fit in all the right places. During class, your personal measurements will be taken and recorded, then with pencil, paper and a ruler we will draft a pattern just for you. Make a sloper and then you will be able to create any style pants you desire.

Pants, Etc.! The Book is required. There is also a book with a DVD. The DVD is not sold separately.

**Hours:** 3 - 3 Hour Sessions

**Skill Level:** Intermediate to Advanced

**Price:** \$100.00

**Instructor:** Jaunice

**Date & Time:** Sunday, September 9<sup>th</sup>, 16<sup>th</sup>, & 23<sup>rd</sup> 10:00PM - 1:00PM

### **Little Details**

Little things about sewing you wish you knew how to do, making your garments finer and more finished both inside and out. Techniques covered include French seams, Hong Kong seams, different types of hemming, plackets, self made piping, binding and embroidered covered buttons. This is a technique oriented class in which you will make samples to keep in a notebook for reference.


**Hours:** 2 - 3 Hour Sessions

**Skill Level:** Beginner and Beyond

**Price:** \$30.00

**Instructor:** Jane

**Date & Time:** Saturday, September 15<sup>th</sup> & 22<sup>nd</sup> 10:00 - 1:00



## Craft Classes

### **A New Twist on Fabric Picture Frames**

Tri-folding quilted picture frames are adorable and fun. Pictures of your choice are transferred to fabric via the computer then the fun begins - you can create all the special effects you wish with lace, trims, buttons, etc. You can use all those special sewing machine feet that you have acquired, to make this treasure. Use pictures of grandkids, best friends, family photos. Make a vacation theme, vintage theme - just let your imagination flow. You don't have to stop at just three frames, you can add more as you go. Pictures show both sides of the frames.

**Hours:** 1 - 3 Hour Sessions

**Skill Level:** Intermediate / Advanced

**Price:** \$35.00

**Kit Fee:** \$15.00 Each Month

**Instructor:** Jaunice

**Date & Time:** Sunday, May 19<sup>th</sup> 10:30 - 1:30



## **Wrap, Wind and Sew**

This project is a great way to use up scraps of fabric to create purses, bowls, place mats, decorative places and wall hangings. You will be amazed how you can turn a clothesline cord and strips of fabric into round bowl or a purse. Super idea for one of a kind gift. Woven fabric only. Purchase of "It's a Wrap" book required. Kit will include clothesline and glue required. You supply the fabric.

**Hours:** 1 - 4 Hour Sessions

**Skill Level:** Beginner, Intermediate/Advanced

**Price:** \$35.00


**Kit Fee:** \$12.00

**Instructor:** Jaunice

**Date & Time:** Monday, May 7<sup>th</sup> 10:00 - 2:00

OR

Tuesday, Sept. 18<sup>th</sup> 1:00 - 5:00



## **Car Visor Caddy**

This caddy slips on your car's sun visor and provides you with lots of space to put those things you always need in your car. Glasses, combs, lip gloss, gas receipts, dry cleaning tags, change and maybe all those casino cards! The caddy has large zipper pocket across the top for the larger items and a small zipper pocket for the smaller items. The glasses case is handy for an extra pair of glasses. Made from all those leftover scraps you probably already have, this makes a great Christmas gift. My friends and family love them.

**Hours:** 1 - 3 hour Session

**Skill Level:** Beginner & Up

**Price:** \$20.00

**Instructor:** Jane

**Date & Time:** Sunday, August 21<sup>st</sup> 10:00 - 1:00



## **Serger Purse with 3 Flaps**

This purse has 3 interchangeable flaps to coordinate with your mood or outfit. A serger cross hatch chain stitch design decorates one flap, faux smocked serger pintucks give texture to another flap and the third flap is decorated with a ruffle and a coverstitch crosshatch design.

The flaps easily button on and off the purse.

**Hours:** 2 - 3 Hour Sessions

**Skill Level:** All

**Price:** \$40

**Instructor:** Jane

**Date and Time:** Saturday, August 4 & 18  
10:00 - 1:00



**Embossed Towel**

You will learn how to create the embroidery to customize towels you want to make for yourself & others

**Hours:** 1 - 4 Hour Sessions

**Skill Level:** All

**Price:** \$25.00

**Instructor:** Candi

**Date and Time:** Sunday, June 10<sup>th</sup> 10:30 - 2:00

**Sassy Slippers**

Just as the pattern says "A Little Luxury for Your Feet" and the feet of your friends. These classy little slippers make a great gift (as seen the stores for \$65.00 +) for friends and make a couple of pair for yourself. Pattern must be purchased for this class

**Hours:** 1 - 4 Hour Sessions

**Skill Level:** Intermediate to Advanced

**Price:** \$35.00


**Kit:** \$15.00

**Instructor:** Jaunice

**Date and Time:** Tuesday, June 26<sup>th</sup> 10:00 - 2:00

**OR**

Saturday, July 14<sup>th</sup> 1:30 - 5:30

**Christmas Tree Skirt**

You will learn how to make this beautiful Christmas Tree Skirt with the 10 degree ruler. They are fast and make wonderful presents after you have made yourself one

**Hours:** 1 - 4 Hour Sessions

**Skill Level:** Confident Beginner

**Price:** \$25.00

**Instructor:** Candi

**Date and Time:** Tuesday, July 10<sup>th</sup> 1:00 - 5:00

**Snug as a Bug Baby or Tote Bag**

Adorable diaper bag/tote bag adorned with multiple rows of ladybugs and flowers. Very stylish and unusual in red and black with a strip of yellow puffing, decorated with rick rack and ribbons. The bag has 3 large pockets inside and 2 end pockets on the outside.

Time: 3- 3 hour sessions

Skill Level: All

Class Fee: \$45

Pattern: \$ 10 (All sizes)

Supply List upon Registration

Instructor: Jane

Dates and Times: Saturday, May 12, 19 & Sunday, May 20 1:30 - 4:30



## Collection Of Leaves

Beautiful appliquéd leaves with a rail fence block frame. Appliqué leaves by using reverse raw edge or traditional appliqué. 65"x81" & 43"x43"

**Hours:** 2 - 3 Hour Sessions

**Skill Level:** All

**Price:** \$35.00

**Instructor:** Candi

**Date and Time:** Saturday, Sept. 8<sup>th</sup> & 22<sup>nd</sup> 1:30 - 4:30



## Serger Heirloom Bow Tie Quilt

A quick and easy serger quilt makes a great baby or child's gift. Gingham borders and coordinating two color solid bow tie corner blocks frame the center panel fancy band made from Victorian embroidered insertion, beading and serger pintucks.

**Hours:** 2 - 3 Hour Sessions

**Skill Level:** All

**Price:** \$40.00

**Instructor:** Jane

**Date and Time:** Saturday, June 9<sup>th</sup> & 16<sup>th</sup> 1:30 - 4:30



## "A Tisket, A Tasket"

**Hours:** 12 - 3 Hour Sessions

**Skill Level:** Beginner and Beyond

**Price:** \$10.00

**Kit:** \$24.95

**Instructor:** Candi

**Date & Time:** Sat., May 26<sup>th</sup>, June. 30<sup>h</sup> & July 28<sup>th</sup> 10:00 - 1:00

Please Confirm if you already signed up for this class



## Binding Techniques

Learn how easy it is to complete our quilt after it has been quilted. I will teach you some tricks and maybe some treats too.

**Hours:** 1 - 2-1/2 Hour Session

**Skill Level:** All

**Price:** \$15.00

**Instructor:** Candi

**Date & Time:** Sat., August 25<sup>th</sup> 10:00AM - 1:00PM



**40% OFF**

**On any ONE Item**  
**During your Birthday week**

Must present proof of birthday & coupon at time of purchase. One per customer  
Cannot be combined with any other coupon or offer  
Offer Good 05/01/12 - 04/30/13  
Excludes Consignment Items, Machines & Software  
Restrictions Apply. See Store For Details.  
Management reserves all rights

**25% OFF**

**ALL Viking/Pfaff**  
**Embroidery Designs**  
**Saturday, May 5, 2012**  
**10:00PM - 1:00PM ONLY**

Must present coupon at time of purchase  
One per customer  
Cannot be combined with any other coupon or offer  
Management reserves all rights

## EmbroidaBlock 2011



30 unique blocks are created using an In-the-hoop technique to combine embroidery with piecing and quilting. Add an optional border with the Goose Tracks Border CD

## The 2012 "Whole Earth" Quilt

The Optional Border CD for "Earth To Quilters" creates the 5th quilt and 4th project using the "GPS" pattern to make a handy "Messenger/Laptop Bag". Perfect for an iPad.



**Hours:** 1 Hour Demo Each Month

**Skill Level:** Beginner and Beyond

**Price:** \$15.00 Month Per Design

**Instructor:** Amelia

**Date & Time:** Starting in June Dates & Time To Be Announced

**40% OFF**

**Klasse Needles**

**May 5 & 6 2012**

Must Present Coupon at time of purchase  
Cannot be combined with any other Coupon or offer

One per customer

Management reserves all rights

**40% OFF**

**All Kwik Sew**

**May 5 - 12, 2012**

Must Present Coupon at time of purchase  
Cannot be combined with any other Coupon or offer

One per customer

Management reserves all rights

**\$20.00 OFF**

**Purchase of \$100.00**

**May 13<sup>th</sup> 2012**

Must Present Coupon at time of purchase  
Cannot be combined with any other Coupon or offer **Excludes Machines & Software**

One per customer

Management reserves all rights

### **Nuts About Embroidery Club**

This club will meet one day a month to embroider a project. All embroidery machines are welcome. This club will take you to the next level after your owners' class. Regular meetings are the 2<sup>nd</sup> Saturday of the month unless otherwise noted.

**Hours:** 1 - 3 Hour Session Each Month

**Skill Level:** All

**Price:** \$10.00

**Kit Fee:** Depends on Project

**Instructor:** Phyllis

**Date & Time:** Sat., May 12<sup>th</sup>, June 9<sup>th</sup> & July 14<sup>th</sup>, 10:00 - 1:00



### **Imagination Software Club**

See What Imagination Looks Like

For all 4D / 5D Software Owners. This club will meet one the 1<sup>st</sup> Saturday of the month to work on a new and exciting Software project. Not sure 5D is for you than....Try before you buy. Audit the class for Free. Call ahead to reserve one of our classroom computers.

**Hours:** 1 - 3 Hour Session Each Month

**Skill Level:** All **Supplies needed:** \*Don't forget your Dongle Power Cord & Mouse.

**Price:** \$20.00 - Each Session

**Instructor:** Phyllis

**Date & Time:** First Saturday of the Month

June 2<sup>nd</sup>, July 7<sup>th</sup>, August 4<sup>th</sup>, September 1<sup>st</sup>, Oct. 6<sup>th</sup>, Nov. 3<sup>rd</sup> & Dec. 1<sup>st</sup> 1:30 - 4:30



### **Advanced Digitizing Club**

This advanced digitizing class delves into all aspects of the 5D Embroidery Program on a more detailed level than Software Club. A good understanding of the software program is required. Students need to recognize basic navigation through aspects of the program and a good working knowledge of computers in general. If uncertain that this class is on your level please e-mail [Phyllis@SewLittleTimeVegas.com](mailto:Phyllis@SewLittleTimeVegas.com)

**Hours:** 1 - 3 Hour Session Each Month

**Skill Level:** Intermediate to Advanced

**Price:** \$20.00 - Each Session

**Instructor:** Phyllis **Supplies needed:** \*Don't forget your Dongle Power Cord & Mouse.

**Date & Time:** Second Friday of each Month

May 11<sup>th</sup>, June 8<sup>th</sup>, August 10<sup>th</sup>, Sept 14<sup>th</sup>, Oct. 12<sup>th</sup>, Nov. 9<sup>th</sup>, & Dec. 14<sup>th</sup> 10:00 - 1:00

**July 13<sup>th</sup> 12:30 - 3:30**



### **Majestic Dream 360 X 350 Club**

Do you have a Viking Majestic Hoop or Pfaff Grand Dream Hoop? Learn to match your embroidery designs using the Design Aligner/Precise Positioning. This Club Meets on Tuesday afternoons. Please check the schedule as date may change due to Holiday or Special Events.

**Hours:** 1 - 3 Hour Session

**Skill Level:** All

**Price:** \$15.00 - Each Session

**Instructor:** Phyllis

**Date & Time:** Friday, May 18<sup>th</sup>, 4:00PM - 7:00PM\* **This is the LAST Friday Meeting**

Tuesday, May 22<sup>nd</sup>, June 12<sup>th</sup>, July 17<sup>th</sup>, August 14<sup>th</sup>, Sept. 11<sup>th</sup>, Oct. 9<sup>th</sup>, Nov. 13<sup>th</sup>, & Dec. 11<sup>th</sup> 1:00 - 4:30



**Serger Club**

Do you own a Serger? Is it just sitting in your closet? Have you forgotten how to use it? Did you buy it where they didn't offer you classes on how to use it? Are you only doing the stitch it's set on when you bought it? Well, fear no more! Dust off that Serger and join us on the first Sunday of every month (Subject to change due to Special Events or Holiday's) for a fun filled class. Not every Serger is created equally, but we can find a way for you to still have fun. We will go over a different Serging technique each month. We will also do a project that builds on that new skill. Please bring a "Show and Tell" as we are always excited to see what your latest and greatest projects.

**Hours:** 1 - 2 Hour Session Each Month

**Skill Level:** All

**Price:** \$15.00

**Kit Fee:** \$7.00

**Instructor:** Jaunice

**Date & Time:** First Sunday of the Month

May 6<sup>th</sup>, June 3<sup>rd</sup>, July 1<sup>st</sup>, Aug. 5<sup>th</sup>, Sept. 2<sup>nd</sup>, Oct. 7<sup>th</sup>, Nov. 4<sup>th</sup> & Dec. 2<sup>nd</sup> 10:00 - 12:00

Join the serger club and explore the capabilities of your serger.

All Serger Club Classes **MUST** have a **minimum of 4 students**

**Foot Fetish**

We are continuing our series of classes so that you can learn to use the basic and creative feet for **any sewing machine** effectively. You will be amazed how much easier, faster and more professional your sewing will become. Some classes will require a purchase of a kit fee (\$5.00 - \$10.00) to make a small project and/or samples that can be used for future reference. There is a **minimum of 4 students** for this class. Please sign up early to ensure this class is a go. This series promises to be fun and informative.

**Hours:** 1 - 2 Hour Session

**Skill Level:** Beginner/Advanced

**Price:** \$15.00

Kit Fee: \$7.00

Instructor: Jaunice

**Date & Time:** Sunday, May 27<sup>th</sup>, June 24<sup>th</sup>, & July 26<sup>th</sup> 10:00 - 12:00

Come and discover a different foot the Last Sunday of the month.

(Subject to change due to Holidays and Special Events)

**Ladies Night Out**

No, it's not what you think. This is an OPEN SEW the last Wednesday of the month. So grab a friend or two even three and get out for the night and create something, be it for yourself, that someone special in your life or a Home Dec. Project. This is not a structured class; however you **MUST** register at least 48 hours in advance for staffing purposes.

**Hours:** 2 Hour Session each month

**Skill Level:** ALL

**Price:** FREE

**Instructor:** NONE

**Date & Time:** Wednesday, May 30<sup>th</sup>, June 27<sup>th</sup>, July 25<sup>th</sup> & August 25<sup>th</sup>, September 26<sup>th</sup>, October 31<sup>st</sup>, November 28<sup>th</sup> & December 26<sup>th</sup> 6:00 - 8:00

**KNOW YOUR PLEATER**

This class will teach you how to use your pleater or help you decide whether to buy a pleater. You'll learn how the pleater functions and also how to thread it, the type of thread to use and how to feed the fabric into the rollers. After this class you'll find that you can produce a perfectly pleated piece.

**Hours:** 1 - 3 Hour Sessions

**Skill Level:** All

**Price:** \$25.00

**Instructor:** Julie

**Date & Time:** Sunday, May 20<sup>th</sup> 1:00 - 4:00

**INTRODUCTION TO ENGLISH SMOCKING**

English smocking is a needle art that has been handed down through the ages. There are two types of English smocking, geometric and picture or stacked. This class will teach you the geometric techniques. You will be furnished a pleated piece of fabric and will learn the basics of smocking, i.e. threads to use, needles, fabrics, etc. and many geometric stitches to get you started on this wonderful art of needlecraft. The book "Joy of Smocking" is required for this class.

**Hours:** 3 - 3 Hour Sessions

**Skill Level:** All

**Price:** \$50.00

**Instructor:** Julie

**Date & Time:** Sunday, May 6<sup>th</sup>, 20<sup>th</sup>, & 27<sup>th</sup> 10:00 - 1:00

**ELEGANT HEIRLOOM PILLOW CASE**

This is a new heirloom pillow case design, which is a little more elegant than the last class. It will have pin tucks, laces and lace beading with ribbon woven through the lace. It will also have a triangle of pin tucked insertion that can also have a machine or hand embroidered design on the triangle piece. The original idea came from a Martha Pullen design, to which I added some of my own ideas.

**Hours:** 2 - 3 Hour Sessions

**Skill Level:** Must have sewing experience

**Price:** \$35.00

**Instructor:** Julie

**Date & Time:** Saturday, August 11<sup>th</sup> & 18<sup>th</sup> 1:30 - 4:30

**HEIRLOOM BLOCKS**

This is an Heirloom Block-Of-The-Month. There are a total of 9 Blocks that are divided into 3 groups. Each block will have a different heirloom technique. These blocks can be used in a quilt, table runner, pillows etc. You can sign up for any 3 month session that you like & learn the techniques that appeal to you. The heirloom blocks will be numbered for each trimester so you will be able to select the trimester you desire.

**Hours:** 3 - 4 Hour Session each trimester

**Skill Level:** Basic knowledge of heirloom sewing

**Price:** \$45.00 per Trimester

**Instructor:** Julie

**Date & Time:** First Trimester

Last Saturday, April 28<sup>th</sup>, May 26<sup>th</sup> & June 30<sup>th</sup>  
1:30 - 5:30

Second Trimester

Last Saturday, July 28<sup>th</sup>, Aug. 25<sup>th</sup> & Sept. 29<sup>th</sup>  
1:30 - 5:30

Third Trimester

Last Saturday, Oct. 27<sup>th</sup>, Nov. 31<sup>st</sup> & Dec. 29<sup>th</sup>  
1:30 - 5:30

\*Purchase of this book is required Heirloom Quilts by Machine by Martha Pullen

**HEIRLOOM BABY BONNET**

This lovely bonnet is made in a "T" shape and would make an adorable baby gift or for your own little one. You could make it a little more formal by doing it in white-on-white or ecru-on-white. It comes in sizes 0 - 3 & 6 - 9 months, but the pattern can be enlarged for an older baby. The design is done on an embroidery machine and the design and the pattern will be provided. A design can also be done with hand embroidery. This is a Martha Pullen "Sew Beautiful" idea.

**Hours:** 2 - 3 Hour Sessions

**Skill Level:** Must have sewing experience

**Price:** \$35.00

**Instructor:** Julie

**Date & Time:** Saturday, June 2<sup>nd</sup> & 16<sup>th</sup> 10:00 - 1:00

**HEIRLOOM NIGHTGOWN**

You'll learn some heirloom techniques when you make this lovely nightgown, i.e. shark's teeth, lace insertion, wing needle pin stitching & entredeux application. The pattern "Summer Breeze" can be ordered from Amberlane & Amberpetites (order blanks are at Sew Little Time). The pattern comes in two lengths & also includes a smocked version. The sample was made in batiste but can be made in any soft cotton

**Hours:** 3 - 3 Hour Sessions

**Skill Level:** Must have sewing experience

**Price:** \$50.00

**Instructor:** Julie

**Date & Time:** Sunday, August 26<sup>th</sup>, September 2<sup>nd</sup> & 9<sup>th</sup>  
12:30 - 3:30



# Great Gifts for Mothers Day

## FREE !!

Over \$1,000.00 In Stabilizer, Thread, Designs, and MORE With the Purchase a Designer Diamond deLuxe, Designer Ruby, Creative Sensation or a Creative Performance

\*See Store For Details



Offer valid on purchases made April 1 - May 31, 2012 at participating dealers. See store for details. Prior sales excluded. Some restrictions apply. May not be combined with other offers. White #62009450 / Oak #620094601.



*insp ra*

by Horn of America Space Saver Cabinets



*insp ra*

by Horn of America Space Saver Cabinets



Offer valid on purchases made April 1 - May 31, 2012 at participating dealers. See store for details. Prior sales excluded. Some restrictions apply. May not be combined with other offers. White #62009450 / Oak #620094601.



### Supreme Introductory Package

- 5D™ Embroidery Software
- PFAFF® Accessory Bag
- Custom USB Stick:
  - 300 Bonus Embroidery & Quilting Designs
  - 50 Bonus Stitches
  - 40% off MyEmbroideries.com Coupon
- PFAFF® Logo Keychain
- 90 Day Embroidery Software Support Membership

### creative performance™



Offer Ends May 31, 2012 with the purchase of creative performance