




# StarLux Fractional Non-Ablative Skin Resurfacing and Soft Tissue Coagulation

*Smoother, more youthful skin with  
the Palomar StarLux® Laser  
and Pulsed Light System.*

# How does it work?

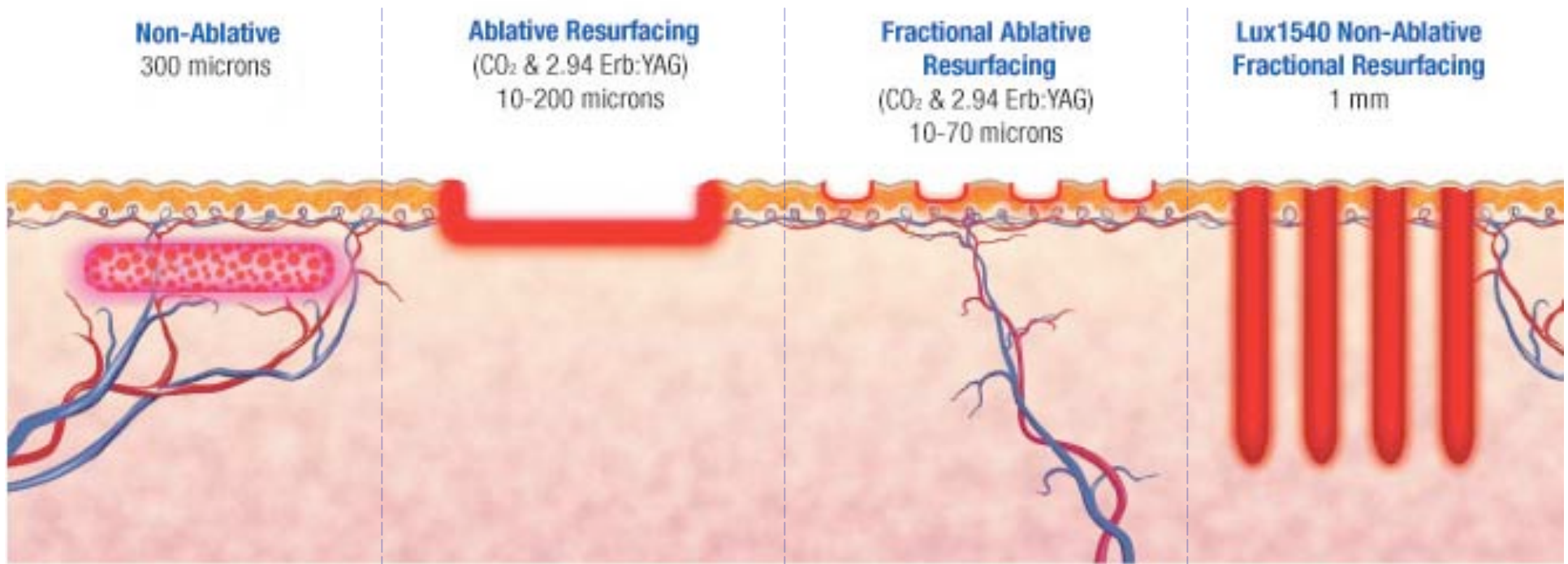
- The StarLux System uses the Lux1540™ Fractional Laser Handpiece to deliver light as an array of *microbeams*, which create columns of coagulated tissue within the skin.
- Creation of the columns starts a natural healing process that forms new, healthy tissue.
- This results in smoother, more youthful-looking skin.



# StarLux Fractional Treatment is different from other Skin Resurfacing Methods

**Non-Ablative Method** Many devices use the *non-ablative* method: sending light pulses into the dermis, while leaving the epidermis intact. This allows quick recovery.

**Ablative Method** Some skin resurfacing devices, such as CO<sub>2</sub> lasers, use the *ablative* method: removing the epidermis and some of the dermis. While a good result is eventually seen, the drawbacks include red, raw, and unsightly skin, and a risk of infection for several weeks after treatment.



STARLUX FRACTIONAL NON-ABLATIVE SKIN RESURFACING

# StarLux Fractional Method




*StarLux Fractional Skin Resurfacing is a unique method which delivers excellent results and virtually no downtime. The Lux1540 microbeams penetrate deeper into the dermis than competing devices for effective, long-term results. The fractional, non-ablative approach stimulates quick healing, with no lasting redness.*



# Frequently Asked Questions

## **What areas can I have treated?**

*StarLux Fractional Skin Resurfacing can be applied to any area of the body, including the face, chest, arms, and hands.*

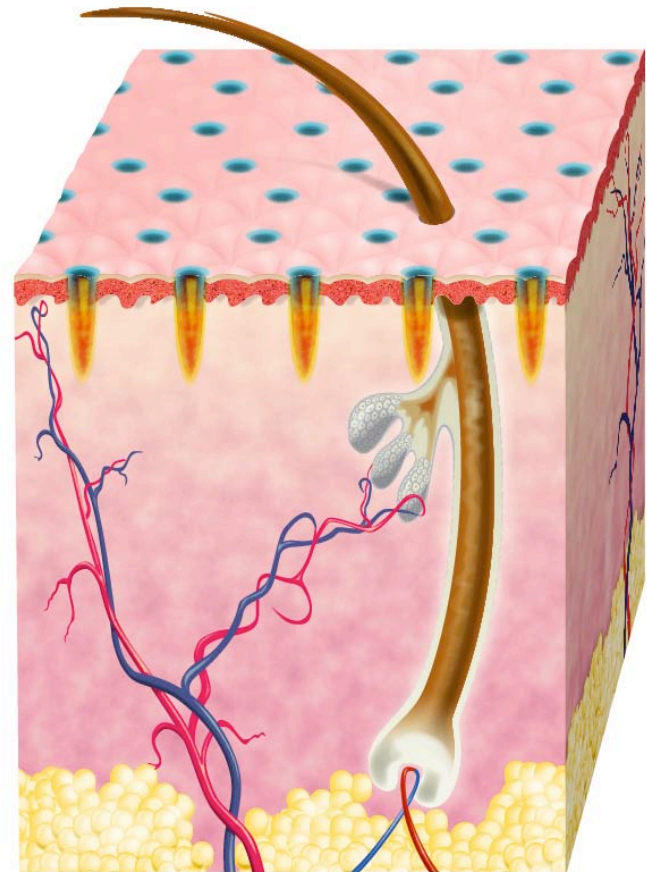


# Frequently Asked Questions

**Are these treatments safe?**

**Are they painful?**

*By delivering pulses of light as individual microbeams, the Lux1540 protects from potentially dangerous bulk heating. In addition, the Lux1540 features cooling to remove heat from the sapphire tip which can lead to bulk heating, such cooling results in only minor discomfort being felt during treatment.*



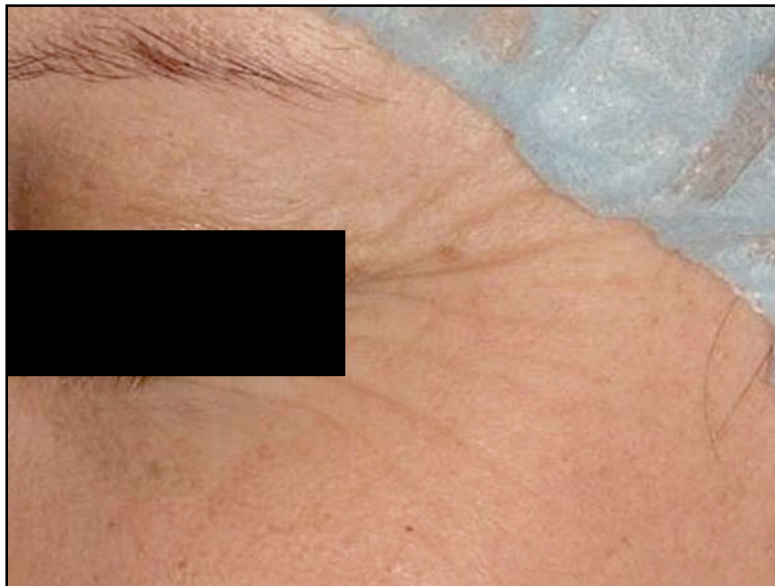
# Frequently Asked Questions

## What should I expect after treatment?

- *Some redness, warmth, swelling, or tightness in the treated area, which usually fades within a few hours of treatment.*
- *Quick healing process. Generally, you can receive a treatment and go back to work or to other activities with very little recovery time; often people notice positive changes in skin tone and texture within a few days.*
- *A series of treatments at 1-4 week intervals may be required to achieve the desired results.*
- *Your treatment provider will be able to give you more information about StarLux Fractional Skin Resurfacing and expected outcomes.*

SEE THE RESULTS FOR YOURSELF:

# Before and After Photos



Pre-treatment



Post-treatment

---

*Photos courtesy of Palomar Medical Technologies, Inc.*

STARLUX FRACTIONAL NON-ABLATIVE SKIN RESURFACING



SEE THE RESULTS FOR YOURSELF:  
**Before and After Photos**



Pre-treatment



8 weeks post first treatment

---

*Photos courtesy of Dwight Scarborough, MD*

STARLUX FRACTIONAL NON-ABLATIVE SKIN RESURFACING

SEE THE RESULTS FOR YOURSELF:  
**Before and After Photos**



Pre-treatment



Post 4th treatment

---

*Photos courtesy of Stan Kovak, MD*

STARLUX FRACTIONAL NON-ABLATIVE SKIN RESURFACING

SEE THE RESULTS FOR YOURSELF:

# Before and After Photos



Pre-treatment



Post-treatment

---

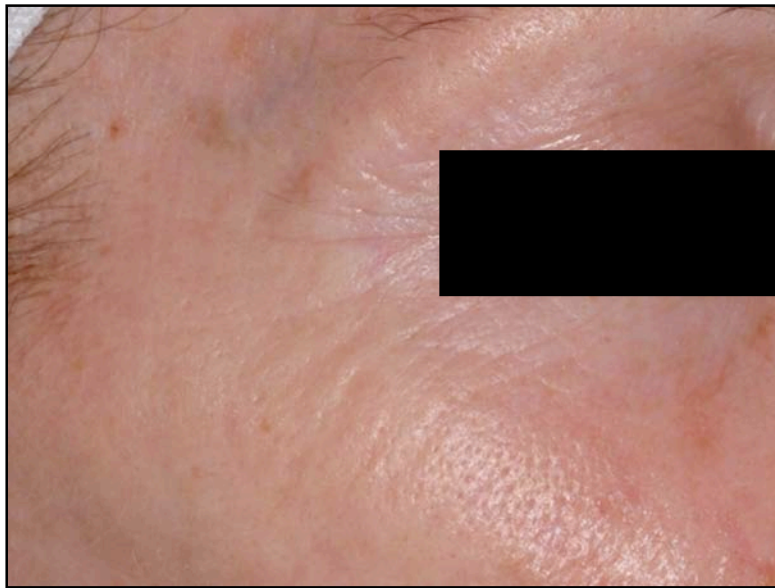
*Photos courtesy of Tiffany Hamilton, MD*

STARLUX FRACTIONAL NON-ABLATIVE SKIN RESURFACING

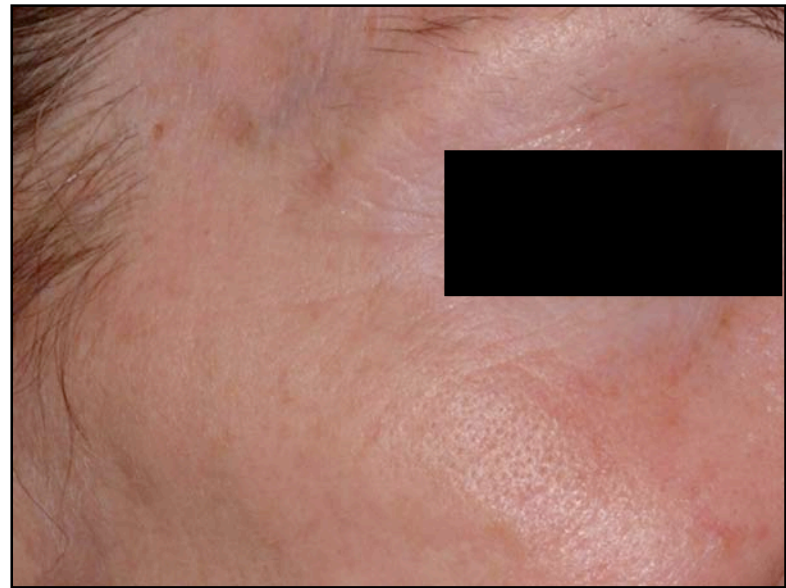


SEE THE RESULTS FOR YOURSELF:

# Before and After Photos



Pre-treatment



Post 5th treatment

---

*Photos courtesy of David B. Vasily, MD*



*Ask about StarLux Fractional  
Skin Resurfacing today!*



The Full Spectrum of  
Aesthetic Treatments

